



CellMosaic, Inc.  
10A Roessler Road  
Woburn, MA 01801, USA  
Phone: 781-463-0002; Fax: 781-998-4694; E-mail: info@cellmosaic.com

---

## Certificate of Analysis

### Description of the Material:

- (a) Chemical Name: BSA Standard for SEC HPLC
- (b) Molecular Weight: 66,355 Da
- (c) Appearance: White lyophilized powder.
- (d) Amount: 1 mg in each tube.
- (e) Reconstitution: To reconstitute add 980  $\mu$ L of deionized water and nutate for 30 minutes at 25  $^{\circ}$ C, to obtain 1 mg/mL solution in PBS buffer. If not used immediately, the reconstituted solution can be stored for up to 2 weeks in a refrigerator at 2  $^{\circ}$ C to 8  $^{\circ}$ C (36  $^{\circ}$ F to 46  $^{\circ}$ F); discard unused solution after 2 weeks. Do not freeze.

### SKU Code and Lot Number:

- (a) SKU Code: CM92006
- (b) Lot Number: NB0351222

### Purity, MS, and Other Information:

- (a) Purity: 100% by SEC HPLC.
- (b) MS Data: 66,355 Da by MALDI-TOF MS.
- (c) Other Information: N/A

**Intended use:** For research and development use only.

**Solubility:** Soluble in water.

**Hazard Information:** See SDS

**Shelf life, Storage/Stability as Supplied:** The compound is fairly stable at room temperature and can be stored below -20 $^{\circ}$ C freezer for long term.

**Expiration Date:** 1 year after receiving


**Certified by:** Yumei Huang

**Certifying Officer:** Yumei Huang

Date Appendix: HPLC and MS Data

Injection date: Thu, 28. Jul. 2022  
C:\HPCHEM\1\DATA\HPLC4\_22\07280010.D  
Instrument: Instrument 1

Injection Time: 4:29:22 PM  
Report Style: CM\_Extar

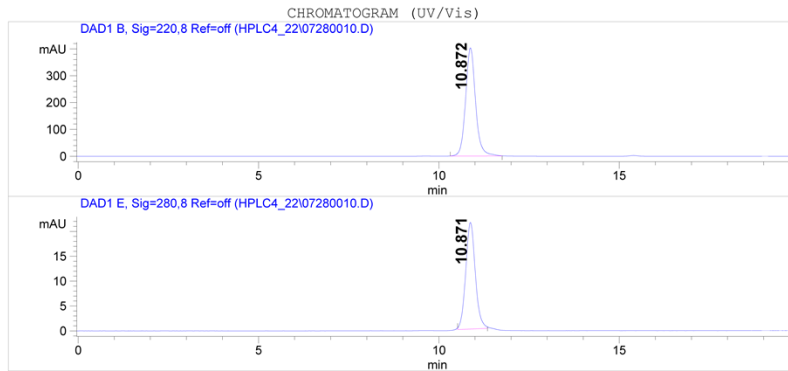
 CellMosaic, Inc. www.cellmosaic.com  
10 A Roessler Road, Woburn, MA 01801, USA.

HPLC ANALYSIS DATA

Data Acquired By: QC  
Sample Location: Vial 92  
Sample Name: old BSA std.

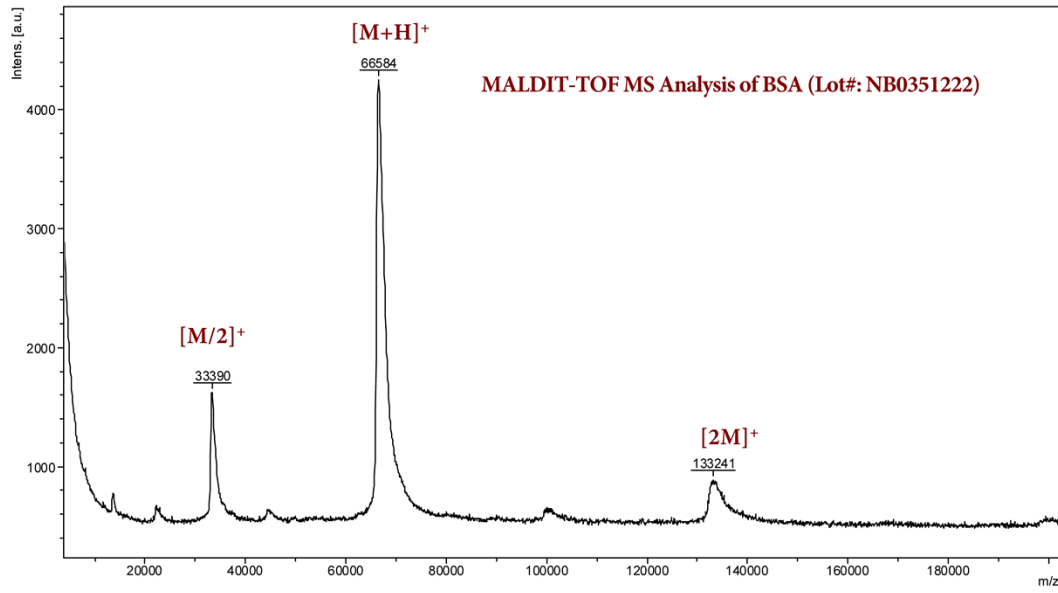
Actual injection Volume: 10.0 uL  
Sequence Name:  
Method: C:\HPCHEM\1\METHODS\TSK-L1.M  
Pressure: 35.4 bar  
Flow: 0.750 mL/min  
Temp (C): 25.0 C

-- SAMPLE INFORMATION --  
BSA std.  
Lot #: NB0351222 -->



Signal Description Wavelength(nm), Bw	Retention Time [Min.]	Area [mAU.s]	Area %
DAD1 B, Sig=220,8 Ref=off	10.872	7787.4	100.0
DAD1 E, Sig=280,8 Ref=off	10.871	396.5	100.0

\*\*\*\*\*END OF REPORT\*\*\*\*\*



Bruker Daltonics flexAnalysis

printed: 8/12/2022 12:10:33 PM